MALE END VIEW

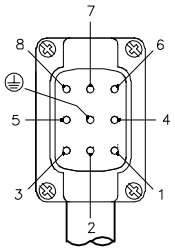

1 = BLACK #1 (14 AWG)
2 = N/C
3 = BLACK #3 (14 AWG)
4 = BLUE #7
5 = BLUE #5
6 = BLUE #8
7 = BLACK #2 (14 AWG)
8 = BLUE #6
⏚ = GRN/YEL & HSG

SEW END VIEW

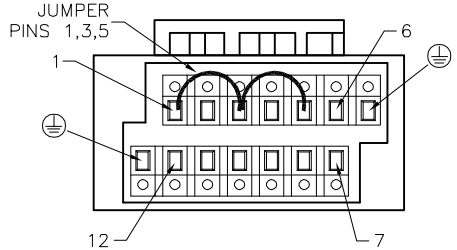

1 = JUMPER
2 = BLACK #1 (14 AWG)
3 = JUMPER
4 = BLACK #2 (14 AWG)
5 = JUMPER
6 = BLACK #3 (14 AWG)
⏚ = GREEN/YELLOW

7 = BLUE #5
8 = N/C
9 = N/C
10 = BLUE #8
11 = BLUE #7
12 = BLUE #6
⏚ = GREEN/YELLOW

CABLE SPECIFICATIONS

OUTER CABLE JACKET MATERIAL/COLOR	TPE/ORANGE
CONDUCTOR INSULATION MATERIAL	PVC
NUMBER OF CONDUCTORS [AWG]	4x14, 4x18 AWG (2x SHIELDED, TWISTED PAIRS)
SHIELDING	TC BRAIDED (PAIRS), T-C BRAIDED (OVERALL)
TEMPERATURE RANGE	-30°C to +80°C (-22°F to +176°F)

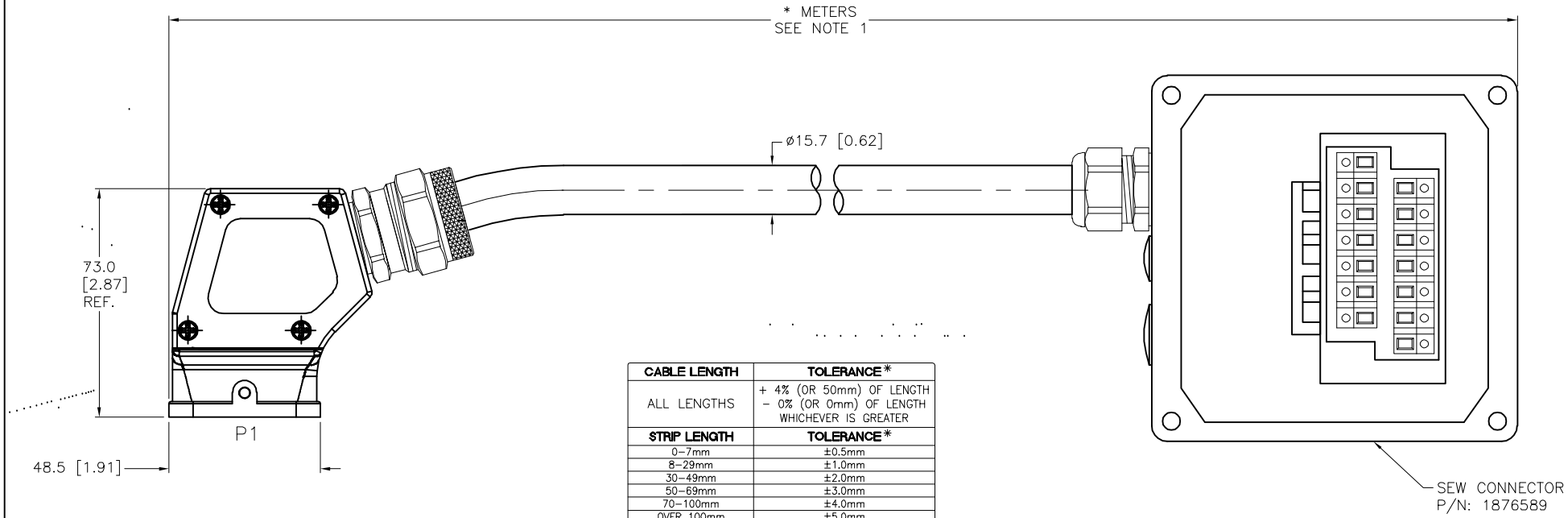

CABLE LENGTH	TOLERANCE *
ALL LENGTHS	+ 4% (OR 50mm) OF LENGTH - 0% (OR 0mm) OF LENGTH WHICHEVER IS GREATER
STRIP LENGTH	**TOLERANCE ***
0-7mm	±0.5mm
8-29mm	±1.0mm
30-49mm	±2.0mm
50-69mm	±3.0mm
70-100mm	±4.0mm
OVER 100mm	±5.0mm
* UNLESS OTHERWISE SPECIFIED	

SOURCE DRAWING - FOR REFERENCE ONLY

NOTES:

1. "*" INDICATES CABLE LENGTH IN METERS. CONTACT TURCK TO ORDER SPECIFIC LENGTHS.

2. "/CS14118" DESIGNATES CUSTOM WIRING.

REV	DESCRIPTION	BY	DATE	ECO NO.
G	UPDATE END VIEW DESIGNATIONS AND ADD HOOD	RDS	07/01/16	55572

RELATED DOCUMENTS
1.
2.
3.
4.

MATERIAL

FINISH

3RD ANGLE PROJECTION

ALL DIMENSIONS DISPLAYED ON THIS DRAWING ARE FOR REFERENCE ONLY

CONTACT TURCK FOR MORE INFORMATION

THIS DRAWING IS CONFIDENTIAL AND THE PROPERTY OF TURCK INC. USE OF THIS DOCUMENT WITHOUT WRITTEN PERMISSION IS PROHIBITED.

TURCK

3000 CAMPUS DRIVE
MINNEAPOLIS, MN 55441
1-800-544-7769
(763) 553-7300
(763) 553-0708 fax
www.turck.us

DRFT KMY | DATE 09/09/13
APVD E.S. | SCALE 1=2.0

UNIT OF MEASUREMENT
MILLIMETER [INCH]
DO NOT SCALE THIS DRAWING

DESCRIPTION
HANQ8/0M-*M/CS14118

IDENTIFICATION NO.

REV G

FILE: 777032264

SHEET 1 OF 1